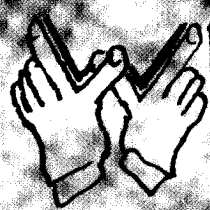




BEN FOLDS FIVE



WHATEVER AND EVER AFTER MEN



SONY/ATV MUSIC PUBLISHING

EXCLUSIVELY DISTRIBUTED BY

HAL LEONARD®

BEN FOLDS FIVE



Interior photos — Naoko Ogura
Back cover photo — Mikio Ariag

Contents

One Angry Dwarf and 200 Solemn Faces	6
Fair	20
Brick	33
Song for the Dumped	43
Selfless, Cold and Composed	53
Kate	74
Smoke	84
Cigarette	100
Steven's Last Night in Town	102
Battle of Who Could Care Less	118
Missing the War	128
Evaporated	134

ISBN 0-7935-9753-6

 **HAL•LEONARD®**
CORPORATION
7777 W. BLUEMOUND RD. P.O. BOX 13819 MILWAUKEE, WI 53213

For all works contained herein:
Unauthorized copying, arranging, adapting, recording or public performance is an infringement of copyright.
Infringers are liable under the law.

Visit Hal Leonard Online at

One Angry Dwarf and 200 Solemn Faces

Words and Music by Ben Folds

B7 7fr 131241
D 5fr 13331
D7 5fr 13141
Gmaj7 1 342
Em7 7fr 13121
F#sus4 13 411
F# 134211
Bm7 7fr 2 333
E7(9) 6fr 21333
Am7 5fr 2 133
D7(9) 4fr 21333
F#7(-13) 1 234
F#7 1 243

Intro.

B7

D

B7

B7 D

T
A
B

2 2 2 2 2 2 2 2 2 2 2 2 4 4 5 5 5 5 5 5 5 5

B7 D7 Gmaj7

A

Sep - tem - ber 7 - 5 I was 4 - 7 in - ches high
 bull - shit You know who I am I'm your nightmare, lit - tle man

2x 2x

Half Open →

Em7

B7

D7

Mom said by Christ - mas I would have _____
Vic, you stole my lunch mon - ey made me cry

A bad - ass mo - ther G - I Joe
Jane, re - mem - ber sec - ond grade?

2x

2x

2x

2x

2x

2x

Gmaj7

Em7

F#sus4

F#

Bm7

For your lit - tle minds _____ to blow _____
Said you couldn't _____ stand _____ my face _____

I still got beat up af - ter class _____
Rath - er than kiss me You said you'd _____ rath - er

Yeah _____ Now _____ I'm big _____
I'm big _____

2x

2x

2x

2x

2x

2x

2x



Bm7

E7(9)

Am7

D7(9)

D.S.x Gmaj7

Musical staff with notes and rests.

(D.S.x) — and im - por - tant One an - gry d - warf Two hun - dred sol - emn faces are you —
and im - por - tant One an - gry d - warf Two hun - dred sol - emn faces are you —

Musical staff with notes and rests.

D.S.x

D.S.x

D.S.x

Musical staff with notes and rests.

D.S.x

D.S.x

D.S.x

(Distortion On)

Musical staff with notes and rests.

TAB staff with fret numbers: 2 5 6 7 7 5 6 7 7 3 4 5 5 5 3 4 5 5 5 3 3 5

Musical staff with notes and rests.

F#sus4

F#

Bm7

E7(9)

Am7

D7(9)

to ⑩

Musical staff with notes and rests.

If you real - ly wan - na see me check your pa - pers and the T V
If you real - ly wan - na see me check your pa - pers and the T V

Musical staff with notes and rests.

2x

2x

Musical staff with notes and rests.

TAB staff with fret numbers: 4 4 8 4 4 5 6 7 7 5 6 7 7 5 6 7 7 3 4 5 5 5 3 4

Musical staff with notes and rests.

Gmaj7 F#sus4 F# 1. B7

Look who's tell - ing who what to do _____ (oh _____) Kiss my ass _____ good - bye _____

TAB: 5 5 5 3 3 5 4 4 2 4 4 2 0 1 2 2 2 2 2 2 2 2

B7 D B7

TAB: 2 2 2 2 2 2 4 4 5 5 5 5 5 5 5 2 2 2 2 2 4 5 6

B7 D

This system contains the first three measures of the piece. The vocal line is mostly rests. The piano accompaniment features a rhythmic pattern of eighth notes in the right hand and a steady eighth-note bass line in the left hand. The guitar part consists of a simple eighth-note pattern on the low strings.

B7 B7

Don't give me that — good - bye —

(Distortion Off)

This system contains the next three measures, starting with the vocal line. The piano accompaniment continues with the established rhythmic pattern. The guitar part includes a section marked "(Distortion Off)" with a slide technique indicated by an 's' over a note.

D B7

T
A
B

B7 D B7

T
A
B

Chord progression: **C** D7 Gmaj7 Em7

The first system of music consists of three measures. The top staff shows a treble clef with a key signature of two sharps (F# and C#). The first measure contains a whole rest. The second and third measures contain whole rests. The guitar part (middle staves) features a sequence of chords and melodic lines. The first measure has a C chord with a slurred eighth-note pattern. The second measure has a G major chord with a similar pattern. The third measure has an E minor chord with a descending eighth-note pattern. The bass line (bottom staff) uses diamond-shaped notes, with a slurred eighth-note pattern in the first measure and a whole rest in the second and third measures.

Chord progression: **B7** D7 Gmaj7

The second system of music consists of three measures. The top staff shows a treble clef with a key signature of two sharps. The first measure contains a whole rest. The second and third measures contain whole rests. The guitar part (middle staves) features a sequence of chords and melodic lines. The first measure has a B7 chord with a slurred eighth-note pattern. The second measure has a D7 chord with a similar pattern. The third measure has a G major chord with a similar pattern. The bass line (bottom staff) uses diamond-shaped notes, with a slurred eighth-note pattern in the first measure and a whole rest in the second and third measures.

Em7 F#sus4 F# **D**Bm7 E7(9)

(8va)

(Distortion)

Am7 D7(9) Gmaj7 F#7(-13)

Bm7 E7(9) Am7 D7(9) Gmaj7

The first system of the musical score consists of five staves. The top two staves are treble clef, and the bottom three are bass clef. The guitar part (top two staves) features a melodic line with various chords and a rhythmic pattern. The bass part (bottom three staves) provides a harmonic accompaniment with a steady eighth-note rhythm. A guitar tablature is provided below the bass staff, showing fingerings for the guitar. The key signature is one sharp (F#), and the time signature is 4/4.

F#7 E B7

The second system of the musical score consists of five staves. The top two staves are treble clef, and the bottom three are bass clef. The guitar part (top two staves) features a melodic line with various chords and a rhythmic pattern. The bass part (bottom three staves) provides a harmonic accompaniment with a steady eighth-note rhythm. A guitar tablature is provided below the bass staff, showing fingerings for the guitar. The key signature is one sharp (F#), and the time signature is 4/4. The system includes performance instructions such as "1x tacet" and "8va" (octave up), and a "1x only" instruction at the end.

D B7 B7

2x

You'll be sor - ry one day — Yes you will —
 sor ry when I'm big Yes you will

(1x tacet)

(8va)

S (19) (16)

1. B7 D B7

— yes you will You should - n't push me a - round — Cause I will yes I will You will be
 yes you will You will be

T 9 9 6 6 7 7 8 8 9 9 9 9 9 6 7 7 4 4 5 5 6 6 7 7 7 7 6 6 5 5 9 9 6 6 7 7 8 8 9 9 6 6 7 7 8 8

2.
D B7

sor - ry _____ Now I'm big _____

gliss.

T 7 7 4 4 5 5 6 6 7 7 7 7 6 6 5 5
A
B 9 9 6 6 7 7 8 8 9 9 9 9 9 9 9 9

Coda
Gmaj7

Oh _____

T 5 5 5 3 3 5
A
B

D.S.

F#sus4 F# [F] B7

Look who's tell - ing who what to do _____ Kiss my ass _____

T 4 4 4 4 4 2 2 2 2 2 2 2 2
A
B

Chord progression: D, B7, B7

This system contains the first three staves of music. The top two staves are for guitar, showing a D major chord, a B7 chord, and a second B7 chord. The piano part features a rhythmic accompaniment with eighth notes and chords. A double bar line with repeat dots is present. The bass line includes a glissando effect and a double bar line with repeat dots. The guitar tablature below the piano part shows fingerings: 5 5 5 5, 2 2 2 2, 2 4 5 6, and 9 9 7 7, 9 7, 10 7 7, 9 7, 9 9.

Chord progression: B7, D7, B7

This system contains the next three staves of music. The top two staves are for guitar, showing a B7 chord, a D7 chord, and a second B7 chord. The piano part continues with rhythmic accompaniment, including a double bar line with repeat dots. The bass line features a double bar line with repeat dots and a double bar line with repeat dots. The guitar tablature below the piano part shows fingerings: 7 7, 9 7, 9 7, 5 5, 7 5 5, 7 7 7 7, 7 7 7, 7 7, 9 7 4 5 6, and 9 9 9 9, 9 9, 9 9 9 9.

B7

D

Sep - tem - ber 7 - 5 I was 4 - 7 in - ches high

The first system of the musical score consists of five staves. The top staff is the vocal line in treble clef, with lyrics "Sep - tem - ber 7 - 5 I was 4 - 7 in - ches high". The second staff is a blank treble clef staff. The third and fourth staves are the piano accompaniment, with the right hand in treble clef and the left hand in bass clef. The fifth staff is the guitar/bass tablature, with two parts labeled 'T' and 'A' for the top hand and 'B' for the bottom hand. It includes fret numbers (9, 7, 10) and a 'P' (pick) marking. A '2x' marking is present at the end of the tablature line.

1.

2.

B7

Ah

The second system of the musical score consists of five staves. The top staff is the vocal line in treble clef, with lyrics "Ah". The second staff is a blank treble clef staff. The third and fourth staves are the piano accompaniment, with the right hand in treble clef and the left hand in bass clef. The fifth staff is the guitar/bass tablature, with two parts labeled 'T' and 'A' for the top hand and 'B' for the bottom hand. It includes fret numbers (9, 7, 10, 11, 14, 15, 16) and a 'P' (pick) marking. A '2x' marking is present at the end of the tablature line.

Fair

Words and Music by Ben Folds

G(on A) 3 2 1

Dmaj7 1 3 2 4 5 fr

Em7 1 3 1 2 1 7 fr

A6 3 2 4 1 5 fr

Gmaj7 4 3 1 1 7 fr

Em 1 3 4 2 1 7 fr

A 3 2 1 5 fr

D(on F#) 3 1 1 1 7 fr

Fdim 2 3 1 4 7 fr

N.C.

(A. Piano)

(Bass Harm.)

T
A
B

T
A
B

The musical score consists of seven staves. The first three staves are for the vocal line, with a key signature of one sharp (F#) and a common time signature (C). The fourth staff is for the piano accompaniment, with a key signature of one sharp (F#) and a common time signature (C). The fifth staff is for the bass harmonica, with a key signature of one sharp (F#) and a common time signature (C). The sixth and seventh staves are for the guitar, with a key signature of one sharp (F#) and a common time signature (C). The score is marked 'N.C.' (No Chords) and '(A. Piano)'. The bass harmonica part is marked '(Bass Harm.)' and features diamond-shaped symbols on the staff. The guitar part is marked with 'T', 'A', and 'B' on the staff.

(4x Repeat)

Intro.

G(onA)

Dmaj7

G(onA)

Dmaj7

4x

He

The Intro section consists of four measures. The guitar part features a melodic line with a '4x' repeat sign. The piano part has a rhythmic accompaniment with eighth notes. The bass part has a simple line with a '2x' repeat sign. The drum part includes a 'Ride' pattern with a '2x' repeat sign.

A G(onA)

Dmaj7

G(onA)

Shout - ed out his last word And he stumb - led through the yard
 get my o - ther le - tters Some - times I think I oughta call

Section A consists of three measures. The guitar part has a melodic line with a '2x' repeat sign. The piano part has a rhythmic accompaniment with eighth notes. The bass part has a simple line with a '2x' repeat sign. The drum part includes a 'Ride' pattern with a '2x' repeat sign.

(No Distortion)

(Ride)

(Triangle)

Dmaj7

G(onA)

Dmaj7

And she shatter - ed her last chi - na plate And spun off in the car
 Cause you know I of - ten won - der If you o - pen them at all

Musical notation for the first system. It consists of a vocal line in G major with lyrics, and a piano accompaniment. The piano part features a rhythmic pattern of eighth notes in the right hand and a bass line in the left hand. The system ends with a double bar line.

Musical notation for the second system. It includes guitar tablature for the treble and bass staves. The treble staff shows a diamond symbol with the number 5, indicating a barre on the fifth fret. The bass staff shows a double bar line. This system also ends with a double bar line.

G(onA)

Dmaj7

G(onA)

When he lunged on to the hood She stopped
 E - very cou - ple nights or so y' know

Musical notation for the third system. It includes a vocal line with lyrics, a piano accompaniment, and a guitar line. The piano part has a double bar line followed by a rhythmic pattern. The guitar line has a double bar line followed by a triplet of eighth notes. The system ends with a double bar line.

Musical notation for the fourth system. It includes guitar tablature for the treble and bass staves. The treble staff shows a diamond symbol with the number 5. The bass staff shows a double bar line followed by a rhythmic pattern with an accent (2x) and a triplet of eighth notes. This system ends with a double bar line.

Dmaj7 G(onA) Dmaj7

to tell him she'd been wrong He was thrown head o - ver heels In - to the tra - ffic com - ing on But then
 You pop in - to my dreams I just can't get rid of you like you got rid of me

The first system of the score consists of five staves. The top staff is the vocal line, featuring a melody with lyrics. Above it are three chord labels: Dmaj7, G(onA), and Dmaj7. The second staff is a blank vocal line. The third and fourth staves are the piano accompaniment, with a treble and bass clef respectively. The fifth staff shows guitar and bass tablature, with diamond-shaped chord diagrams for Dmaj7 and G(onA) and double slashes indicating muted strings.

1. G(onA) Dmaj7 G(onA)

all is fair all is fair in love

(Ride) D.S.x

The second system of the score consists of five staves. The top staff is the vocal line with lyrics. Above it are three chord labels: G(onA), Dmaj7, and G(onA). The second staff is a blank vocal line. The third and fourth staves are the piano accompaniment. The fifth staff shows guitar and bass tablature, including a 'Ride' drum pattern and a 'D.S.x' (Da Capo) instruction.

N.C. $\times 2$ C Em7 A6 Dmaj7 Gmaj7

gliss. (with Distortion)

D.S.x (H.H.)

Em A6 Dmaj7 Gmaj7 Em A6

D.S.x D.S.x

Dmaj7 Gmaj7 Em A6 to 2. Dmaj7 Gmaj7 to 1.

Did you
 (D.S.2x only)

T A B
 5 5 3 5

D.S.x

2.
 G(onA) Dmaj7 G(onA)

Oh but I send my best Cause God... knows you've seen

(No Distortion)

T A B
 5 5 5 5 5

Coda 1.

Dmaj7

my worst But then

T
A
B

D G(onA) A

Ah

(with Distortion)

T
A
B

D.S.I.

1. 2.

G(onA) A A

Ah Ah

gliss.

T
A
B

Gmaj7 Dmaj7

2x ()

All this breath - ing in ne
 All this breath - ing in ne

Empty vocal line

Piano accompaniment (Grand Staff)

TAB (Guitar)

(No Distortion)

Bass line with fret numbers: 3 5 3 5 5 3 5 3 5 5 3 5 3 5 3 5 3 5 2 2 3 5 5 7 7 7 (7 7 7 7 7 7)

Bass line with fret numbers: 3 5 3 5 5 3 5 3 5 5 3 5 3 5 3 5 3 5 2 2 3 5 5 7 7 7 (7 7 7 7 7 7)

1x ()

Dmaj7 Gmaj7

ver breath - ing out
 ver breath - ing out All this breath - ing in

Empty vocal line

Piano accompaniment (Grand Staff)

TAB (Guitar)

Bass line with fret numbers: 5 7 5 7 5 7 5 7 3 5 3 5 5 3 5 3 5 5

Bass line with fret numbers: 5 7 5 7 5 7 5 7 3 5 3 5 5 3 5 3 5 5

D(onF²) *Fdim*

ne ver breath - ing

This system contains the first three measures of the piece. The vocal line starts with a whole note chord *D(onF²)* and continues with a melodic line. The piano accompaniment features a steady eighth-note bass line and chords. The guitar part includes a bass line with fret numbers (2, 2, 4, 2, 2, 4, 4, 2, 4, 2, 4, 4) and a treble line with a triplet pattern (1, 3, 1, 3, 1, 3, 1, 3).

Fdim **F** *G(onA)* *2x* *Dmaj7*

1x out 1

This system contains the next three measures. It features a key signature change to one flat. The vocal line has a whole note chord *Fdim*, followed by a measure with a boxed **F** and *G(onA)*, and a final measure with *2x Dmaj7*. The piano accompaniment continues with chords and a bass line. The guitar part includes a bass line with fret numbers (7, 7, 5, 5) and a treble line with a triplet pattern (1, 3, 1, 3, 1, 3, 1, 3).

G(onA) Dmaj7 G(onA)

guess she made her way Th - rough the mob too late to hear him say Ah

This system contains the first three measures of the piece. The vocal line starts with a melodic phrase in G major. The piano accompaniment features a steady eighth-note pattern in the right hand and a bass line in the left hand. The guitar part is indicated by two TAB staves, with double slashes (//) indicating where the guitar is silent.

Dmaj7 G(onA) Dmaj7

That he'd gotten all he'd wanted A crowd to watch him bear the pain

This system contains the next three measures. The vocal line continues with a similar melodic pattern. The piano accompaniment maintains its rhythmic accompaniment. The guitar part continues with double slashes in the TAB staves.

G(onA) Dmaj7 G(onA)

He'd been keep - ing in So what All is fair
All is fair

Dmaj7 G(onA)

All is fair in love Yeah my
All is fair in love

1. Dmaj7

(Triangle Open)

The musical score is arranged in a standard system with five staves. From top to bottom: 1. Vocal line in treble clef with lyrics. 2. Empty vocal line. 3. Piano accompaniment in treble and bass clefs. 4. Guitar TAB notation with diamond-shaped chord diagrams. 5. Guitar-specific notation including a triangle and fretting instructions. The score is in the key of G major (one sharp) and 4/4 time. It features a chorus with two verses of lyrics and includes performance instructions such as '2x' (two times) and '(Triangle Open)'.

2.

N.C.

Coda 2.

Dmaj7

Gmaj7

F G(onA)

Ah

D.S.2.

A

G(onA)

A

Ah

Ah

G(onA) A G(onA)

Ah

This system contains the first two measures of the piece. The vocal line starts with a whole note chord G(onA) in the first measure, followed by a half note chord A in the second measure. The melody begins in the second measure with a quarter note G, followed by eighth notes A, B, and C. The guitar accompaniment consists of a single chord G(onA) in the first measure, followed by a double bar line in the second measure. The bass line is also a single chord G(onA) in the first measure, followed by a double bar line in the second measure. The drum line shows a simple pattern of quarter notes in the second measure.

A G G(onA) A


Yeah


This system contains the next two measures. The vocal line starts with a whole note chord A in the first measure, followed by a half note chord G in the second measure. The melody begins in the second measure with a quarter note G, followed by eighth notes A, B, and C. The guitar accompaniment consists of a single chord G in the first measure, followed by a double bar line in the second measure. The bass line is also a single chord G in the first measure, followed by a double bar line in the second measure. The drum line shows a simple pattern of quarter notes in the second measure.


Fade O


Brick


Words and Music by Ben Folds and Darren Jessee


D

 1 3 2


G

 2 1 3 4


Bm

 1 3 4 2 1


Esus4

 2 3 4


E

 2 3 1


Bm7

 1 3 1 2 1

G6(9)

 2 1 3

A

 1 1 1

Dmaj7

 1 1 1

D(on F#)

 1 2 3

A(on C#)

 3 1 1 1

Intro.

D **G** **D** **G**

(Organ)

(Piano)

(Alco)

(W. Bass)

Chords: D G Bm Esus4 E

Score for the first system, featuring piano and guitar parts. The piano part includes a double bar line with repeat dots. The guitar part shows fret numbers: (5), 5, 5, 5, (4), 2, 2, 2, 2.

♩ I. (D.S. time Straight)

A

Score for the second system, including lyrics and performance instructions. The lyrics are: 6 a. m. day af - ter Christ - mas I throw some clothes on in - They Up the stairs to the apart - ment She is balled up on - call her name at 7 30 pace a - round the park. Performance instructions include 'D.S. time only', '1x tacet', and 'D.S.x'.

G D G

the dark The smell of cold car seat is freez - ing
 the couch Her mom and dad went down to Char - lotte
 ing lot Then I walk down to buy her flower - s

4

4

4

T
A
B

5

5 5 5 5 5 5 5 5 5 5 5 5 5 5 5 5

2x

2x

D G

The world is sleep ing I am
 They're not home to find us out numb
 And sell some gifts that I got

1.
D

D.S.x

D.S.x

4

4

4

T
A
B

5

5 5 5 5 5 5 5 5 5 5 5 5 5 5 5 5

2x, D.S.x

2x, D.S.x

2x, D.S.x

2x, D.S.x

(1x tacet)

(Ride)

(1x tacet)

2.

G D G Bm7

And we drive
Can't you see

This system contains the first two systems of music. It features a vocal line with lyrics, a piano accompaniment with a repeating eighth-note pattern, and guitar tablature for the first two systems. The guitar part includes fret numbers 5 and 9, and a capo sign. The piano part has a consistent eighth-note accompaniment. The vocal line has lyrics: "And we drive / Can't you see".

G6(9) Bm7 G6(9) D

Now that I have found some - one I'm feel - ing more a - lone
It's not me you're dy - ing for Now she's feel - ing more a - lone

D.S.x

D.S.x

D.S.x

D.S.x

This system contains the second two systems of music. It features a vocal line with lyrics, a piano accompaniment with a repeating eighth-note pattern, and guitar tablature for the second two systems. The guitar part includes fret numbers 5 and 9, and a capo sign. The piano part has a consistent eighth-note accompaniment. The vocal line has lyrics: "Now that I have found some - one / It's not me you're dy - ing for / I'm feel - ing more a - lone / Now she's feel - ing more a - lone". There are four "D.S.x" markings in the system.

G Bm7 Esus4 E

Than I e - ver have be - fore
 Than she e - ver has be - fore

8va bassa →

Detailed description: This system contains the first three measures of the piece. The vocal line is in treble clef with lyrics. The piano accompaniment is in treble and bass clefs. The guitar part includes a treble clef with chord diagrams (5, 4, 0) and a bass clef with fret numbers (5, 5, 5, 5, 4, 4, 4, 11, 2, 2, 2, 2, 2, 2, 2, 2). A double bar line with repeat dots is at the end of the system.

2. C G A Dmaj7 G A Dmaj7

She's a brick and I'm drown - ing slow - ly Off the coast and I'm head - ed no where ...

D.S.2x

Detailed description: This system contains the next three measures. The vocal line has lyrics. The piano accompaniment continues. The guitar part includes a treble clef with chord diagrams (3, 5, 5) and a bass clef with fret numbers (3, 3, 3, 5, 5, 5, 5, 5, 5, 5, 5, 5, 5). A double bar line with repeat dots is at the end of the system.

G A *to* 2. D *to* 1. G A G D

She's a brick and I'm drown - ing slow - ly _____

(D.S. time only)

(D.S. 2x *8va* *bassa*)

(*8va* *bassa*)

T A B

T A B

D G D G

T A B (5)

T A B 5 (5)

D.S.L.

Coda

G A G A D(onF#) G D G A G

The Coda section consists of several staves. The top staff is a vocal line with notes corresponding to the chords G, A, G, A, D(onF#), G, D, G, A, G. Below it are two more vocal staves. The piano accompaniment is shown in grand staff notation (treble and bass clefs). The guitar part is shown in two systems of tablature (T and B) with fret numbers and a circled 5 in the second system.

G A D(onF#) G D Esus4 E

As weeks _____ went by _____
They told _____ me son, _____

This section features a 2/4 time signature. It includes a vocal line with lyrics: "As weeks _____ went by _____ They told _____ me son, _____". The piano accompaniment includes a section marked "8va bassa" with an arrow pointing to the right. The guitar part includes a circled 7 in the second system.

G D E

It showed — that she — was not — fine
 It's time — to tell — the tru — th

She broke — down,

2x

2x

T A B 3 . 3 (3) 5 . 5 (5) (3)

T A B 3 3 3 3 3 3 3 3 5 5 5 5 5 5 5 5 0 0 0 0 0 0 0 0

///

G D Esus4 E G

and I broke — down — Cause I — was tired — of lying —

(8va bassa)

T A B (3) (5) 0 . 0 0 0 0 (3)

T A B 3 3 3 3 3 3 3 3 5 5 5 5 5 5 5 5 0 0 0 0 0 0 0 0 (3)

///

D G D G **E**D

Driv - ing home

This system contains the first four measures of the piece. The vocal line starts with a whole note G4, followed by rests. The piano accompaniment features a steady eighth-note pattern in the right hand and a bass line in the left hand. The guitar TAB shows a simple bass line with notes on the 5th fret of the A and B strings.

G D G D

to her apart - ment For a mo - ment we're a - lone _____ Yeah she's a - lone

This system contains the next four measures. The vocal line continues with the lyrics. The piano accompaniment continues with the eighth-note pattern. The guitar TAB includes a circled '5' in the final measure, indicating a specific fretting technique.

Coda 2.

G D G

I'm a - lone Now I know it

8va bassa →

F Bm A(onC#)

drow - ing slow - ly

D.S.2.

A(onC#) G A G A D(onF#) G D

42

G7 ♩ 1. A G7
 (1x, D.S.x) So you want ed to
 Wish I had n't

2x tacet →
 1x tacet →
 2x, D.S.x
 2x, D.S.x
 2x, D.S.x
 2x, D.S.x
 3
 3 3 3 3 3 3 3 3
 3

G7
 take a break din ner Slow Right it be
 bought you

D.S.x
 D.S.x
 (2x tacet) →
 2x, D.S.x
 (1x tacet) →
 D.S.x
 2x, D.S.x
 2x, D.S.x
 2x, D.S.x
 2x, D.S.x
 2x, D.S.x
 2x, D.S.x
 3
 3 3 3 3 3 3 3 3
 3

G7

to 1.

down some and have some on space (Well) fuck you too
 fore you dumped me on your front porch

2x, D.S.x

2x

2x

2x

(Noise)

2x

2x

2x

g g g g

12

2.

B F C E^b B^b C7

Give me my mo - ney back Give me my mo - ney back you bitch

E^o B^b to 2. Am7(onD) G7

I want my mo - ney back and don't for - get

This system contains the first three measures of the piece. The vocal line starts with the lyrics "I want my mo - ney back" and "and don't for - get". The guitar part features a complex bass line with triplets and doublets, marked with "2x". The bass line includes a fretboard diagram for the first two measures: T 6 4 5 6 (6) and B (6 4 5 6 6 3 4). The bass part has a steady eighth-note rhythm with some triplet patterns.

C G7

and don't for - get to

This system contains the next three measures. The vocal line continues with the lyrics "and don't for - get to". The guitar part continues with a similar bass line pattern, marked with "2x". The bass part continues with eighth-note patterns and some triplet figures. The system concludes with a double bar line.

C7

1. G7

give me back my black T-shirt

hey ——— hey

Detailed description of the first system: This system contains the vocal line and guitar accompaniment for the first two measures. The vocal line is in treble clef with a key signature of one sharp (F#). The lyrics are "give me back my black T-shirt" followed by a breath mark and "hey ——— hey". The guitar accompaniment includes a treble clef staff with chords and a bass clef staff with a bass line. Fretboard diagrams are provided for the bass line, showing fingerings for the 3rd, 2nd, and 1st strings. A double bar line with a repeat sign is present after the first measure.

G7

Ah

Detailed description of the second system: This system contains the vocal line and guitar accompaniment for the next two measures. The vocal line starts with "Ah" in treble clef. The guitar accompaniment continues with chords in the treble clef and a bass line in the bass clef. Fretboard diagrams are shown for the bass line. A double bar line with a repeat sign is present after the first measure.

D 2.

Fmaj7(lonG)

C7

Musical score for the first system, measures 1-4. The score includes a grand staff with piano and bass clefs, and a guitar tablature line. The piano part features a melodic line in the right hand and a bass line in the left hand. The guitar part shows fret numbers and picking patterns.

C7

Fmaj7(lonG)

Musical score for the second system, measures 5-8. The score includes a grand staff with piano and bass clefs, and a guitar tablature line. The piano part features a melodic line in the right hand and a bass line in the left hand. The guitar part shows fret numbers and picking patterns.

Chord progression: Fmaj7(tonG) C7 E F C

This system contains the first system of music. It features a guitar part with a treble clef and a key signature of one sharp (F#). The guitar part includes a melodic line with triplets and a bass line with a steady eighth-note rhythm. The piano part is written in a grand staff (treble and bass clefs) and includes a bass line with a steady eighth-note rhythm and a treble line with chords and melodic fragments. The bass part is written in a bass clef and includes a steady eighth-note rhythm with a 'Mute' instruction in the second measure.

Chord progression: E^b B^b C E^b B^b

This system contains the second system of music. It features a guitar part with a treble clef and a key signature of one sharp (F#). The guitar part includes a melodic line with triplets and a bass line with a steady eighth-note rhythm. The piano part is written in a grand staff (treble and bass clefs) and includes a bass line with a steady eighth-note rhythm and a treble line with chords and melodic fragments. The bass part is written in a bass clef and includes a steady eighth-note rhythm with a 'Mute' instruction in the second measure.

(3 times Repeat)

D Em7 Fdim D(onF#) G F C7

This system contains the first three measures of the piece. The guitar part features a melodic line in the treble clef and a bass line in the bass clef. The piano part consists of a right-hand melody and a left-hand accompaniment. The bass part includes a detailed tablature with fret numbers and picking directions (P, H, S) for the first two measures. The key signature has one sharp (F#) and the time signature is 2/4.

1.2. 3. C7 G7 B7 B^b7

This system contains measures 4 through 7. It includes a guitar part with a melodic line and a bass line. The piano part features a right-hand melody and a left-hand accompaniment. The bass part includes a detailed tablature with fret numbers and picking directions (g, C, D, 2x, 3x). The key signature has one sharp (F#) and the time signature is 2/4.

A7 A7

T
A
B

T
A
B

N.C.

T
A
B

Harm 8va

Harm

T
A
B

Coda I.

G7

have some space

T
A
B

T
A
B

D.S.I.

Coda 2.

G C7

E⁹ B^b

I want my mo - ney back

(Circuit Noise) (Fret Noise)

T 6/4
A 4/4
B

D.S.2.

T 3 3 5 3 3 5 6 4 5 6 6 3 4
B

Am7(tonD)

G7








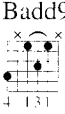
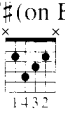
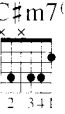
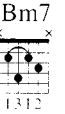
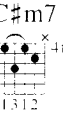





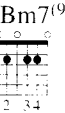


and don't for - get

T 5 5 5 5 5 5 5
A
B

rit.

Selfless, Cold and Composed

Words and Music by Ben Folds

 F# 1 4 3 2	 C# 4 3 1 2	 F#7 1 2 4 3	 C#7(9) 2 1 3 1	 Dmaj7 4 3 1 1	 Dmaj7(on E) 3 1 1	
 F#7(13) 1 2 3 4	 Badd9 4 1 3 1	 F#(on B) 1 4 3 2	 C#m7(9,11) 2 3 4 1	 Bm7 1 3 1 2	 C#m7 1 3 1 2	 B 1 3 3 3
 E 2 3 1	 Amaj7 2 1 3	 C#aug 3 2 1 1	 C#(on F#) 2 4 1 3	 Bm7(9,11) 2 3 4	 F#maj7 1 3 4 2	 Bm(on F#) 1 3 4 2

Intro.

F#

(Strings)

(Piano)

8va bassa

(Ride)



Chord progression: F² C² F²7 C²(7-9)

The first system of music consists of five staves. The top staff is a vocal line with a treble clef and a key signature of two sharps (F# and C#). It contains four measures of whole notes, each corresponding to a chord: F², C², F²7, and C²(7-9). The second staff is a piano accompaniment with a treble clef, showing a melodic line with eighth notes and a '2x' (trill) marking in the first measure. The third staff is a piano accompaniment with a bass clef, showing a bass line with eighth notes and a '2x' marking in the fourth measure. The fourth staff is a guitar tablature with a treble clef, showing fret numbers 4 and 6 in circles, and double bar lines. The fifth staff is a guitar tablature with a bass clef, showing fret numbers 4 and 6 in circles, and a '3' (triple) marking in the fourth measure.

Section A: F² C² F²7

back Are

The second system of music consists of five staves. The top staff is a vocal line with a treble clef and a key signature of two sharps. It contains four measures of whole notes, each corresponding to a chord: F², C², F²7, and C²(7-9). The second staff is a piano accompaniment with a treble clef, showing a melodic line with eighth notes and a '2x' marking in the first measure. The third staff is a piano accompaniment with a bass clef, showing a bass line with eighth notes and a '2x' marking in the fourth measure. The fourth staff is a guitar tablature with a treble clef, showing fret numbers 4 and 6 in circles, and double bar lines. The fifth staff is a guitar tablature with a bass clef, showing fret numbers 4 and 6 in circles, and a '2x' marking in the fourth measure.

Dmaj7 **Dmaj7(onE)**

Said what you want ed in to hear And what
 all the dish es in tact Let them

This system contains the first four measures of the piece. The vocal line is in the treble clef with lyrics underneath. The piano accompaniment is in the grand staff (treble and bass clefs). The guitar part is shown in two staves: the top one for fretboard diagrams (T, A, B strings) and the bottom one for rhythmic notation with 'x' marks for muted strings and '2x' for double stops. Chord diagrams for Dmaj7 and Dmaj7(onE) are provided.

F# **C#** **F#7**

I be want ed ken to
 bro ken

This system contains the next four measures. The vocal line continues with lyrics. The piano accompaniment and guitar parts follow the same format as the first system. Chord diagrams for F#, C#, and F#7 are provided.

Dmaj7

Dmaj7(onE)

sav _____ So I _____ will bro take ken it

T
A
B

5 5 7 7

F²7(13)

Badd9

F²(onB)

It's easy to

T
A
B

2

♩ 1.3.

B C²m7^(9,11)

F²

be _____ Eas y and _____

┌ D.S. time only →

D.S.3x

D.S.3x

T
A
B

4 7 6 6 6 9 6 6 (9 6 (6) 6) 9 8 11 9 11 13 9 11 (9 11 13)

(H.H.)

C²m7^(9,11)

F²

free _____ When it does n't

D.S.1x

D.S.1x

T
A
B

4 7 6 6 6 9 6 6 9 8 11 9 11 13 9 11 (9 11 13 9 11)

C[♯]m7^{♯9,11} F[♯] to ♩ 3.

mean an - y - th - ing _____ (D.S.3x) when it does re - main _____ n't _____

The first system of music features a vocal line in treble clef with lyrics: "mean an - y - th - ing _____ (D.S.3x) when it does re - main _____ n't _____". The piano accompaniment consists of two staves (treble and bass clef) with chords and melodic lines. The guitar/bass tablature is shown below the piano part, with fret numbers 4, 7, 6, 6, 9, 6, 6, 9, 8, 11, 9, 11, 13, 9, 11, and a circled 13. The system concludes with a double bar line and repeat signs.

Bm7 C[♯]m7

Self - less, cold _____ and _____

(D.S.time only)

(Ride) 2x 2x

The second system of music features a vocal line in treble clef with lyrics: "Self - less, cold _____ and _____". The piano accompaniment consists of two staves (treble and bass clef) with chords and melodic lines. The guitar/bass tablature is shown below the piano part, with fret numbers 9, 9, 11, 11, and circled 9, 11. The system concludes with a double bar line and repeat signs.

F# C# F#7
 com - posed

This system contains the first four measures of the piece. The vocal line starts with the lyrics "com - posed". The piano accompaniment features a bass line with chords and a treble line with chords. The guitar part includes a bass line with fret numbers (4, 2, 6, 4, 2, 6, 2) and a treble line with rhythmic notation.

F# C# F#7
 You've done me
 to 1.

This system contains the next four measures. The vocal line includes the lyrics "You've done me" and a first ending marked "to 1.". The piano accompaniment continues with chords. The guitar part includes a bass line with fret numbers (2, 4, 2, 2) and a treble line with rhythmic notation, including a double bar line and a 3-measure triplet.

Chords: C^{\flat} F^{\flat} C^{\flat} $F^{\flat 7}$

no like You don't

The first system of the musical score consists of five staves. The top staff is the vocal line in treble clef with a key signature of two sharps (F# and C#). It contains the lyrics "no like" and "You don't". The second staff is a blank treble clef staff. The third and fourth staves are the piano accompaniment, with the right hand in treble clef and the left hand in bass clef. The fifth staff is the guitar tablature, showing fret numbers 4, 6, 4, 11, and 6, with "2x" indicating a double bar. The system ends with a double bar line.

Chords: $Dmaj7$ $Dmaj7(tonE)$

Fa vor to call and so be nice Tell ing me
 owe me to be so po lite You've done no me

The second system of the musical score consists of five staves. The top staff is the vocal line in treble clef with a key signature of two sharps. It contains the lyrics "Fa vor to call and so be nice Tell ing me" and "owe me to be so po lite You've done no me". The second staff is a blank treble clef staff. The third and fourth staves are the piano accompaniment, with the right hand in treble clef and the left hand in bass clef. The fifth staff is the guitar tablature, showing fret numbers 5, 5, 7, and 7, with "x" marks above the notes. The system ends with a double bar line.

F⁷ C⁷ F⁷

I _____ wrong _____ You've done Can take no _____

The first system of the musical score consists of five staves. The top staff is the vocal line, with lyrics: "I _____ wrong _____ You've done Can take no _____". Above the vocal line are three chord symbols: F⁷, C⁷, and F⁷. The second staff is a blank treble clef staff. The third and fourth staves are the piano accompaniment, with a treble and bass clef respectively. The fifth staff is the guitar tablature, showing fret numbers 4 and 6 on the strings. The system ends with a double bar line.

Dmaj7 Dmaj7(tonE)

an - y - th - ing _____ I _____ Get out of my _____

wrong _____

The second system of the musical score consists of five staves. The top staff is the vocal line, with lyrics: "an - y - th - ing _____ I _____ Get out of my _____" and "wrong _____" below the first line. Above the vocal line are two chord symbols: Dmaj7 and Dmaj7(tonE). The second staff is a blank treble clef staff. The third and fourth staves are the piano accompaniment, with a treble and bass clef respectively. The fifth staff is the guitar tablature, showing fret numbers 5 and 7 on the strings. The system ends with a double bar line.

F² B F²

— sight It's easy to

T
A
B ② ⑦ ② ②

3

D.S. 1.

⊕ Coda 1.

D F² C² F²7

2x 2x 2x 2x

T
A
B ④ ⑥ ④ 6 ④ ⑪ ⑥ 0

2x

Dmaj7 **Dmaj7(onE)**

2x $\frac{e}{e}$ 2x $\frac{e}{e}$ 2x $\frac{e}{e}$ 2x $\frac{e}{e}$

7 7 (7) 7 (7) 9 (9) (9) 9

1.

F# **C#** **F#7** **Dmaj7**

4 6 6 5 7

Chords: Dmaj7, Dmaj7(♭9), F[♯], B

The first system of the score consists of five staves. From top to bottom: a vocal line in treble clef with a key signature of two sharps (F# and C#) and a common time signature; a piano accompaniment in treble clef; a piano accompaniment in bass clef; a guitar tablature staff with strings labeled T (Treble), A, and B (Bass); and a bass line in bass clef. The guitar tablature shows fret numbers 7, 9, and 4. The piano accompaniment includes a triplet of eighth notes in the right hand and a triplet of eighth notes in the left hand.

Section: 2. (with Repeat)
 Chords: E, Dmaj7

(1.) Come on _____ ba by Now
 (2.) Don't just stare like you ne
 (3.) Just one sign That could show

The second system of the score consists of five staves. From top to bottom: a vocal line in treble clef with lyrics; a piano accompaniment in treble clef; a piano accompaniment in bass clef; a guitar tablature staff with strings labeled T, A, and B; and a bass line in bass clef. The guitar tablature shows fret numbers 4, 9, 11, and 5. The piano accompaniment includes a triplet of eighth notes in the right hand and a triplet of eighth notes in the left hand. The lyrics are: (1.) Come on _____ ba by Now; (2.) Don't just stare like you ne; (3.) Just one sign That could show.

Dmaj7 **F#**

throw me a right to the chin
 ver cared I know you did
 me that you give a shit

D.S.x **D.S.x** **D.S.2x** **D.S.2x**

2x **2x, D.S.x**

2x **2x, D.S.x**

2x **3** **3** **3**

F# **4x** **Bm7**

But You just
 you just

D.S.2x

2x **2x** **2x**

2x, D.S.x **3** **3** **2x, D.S.x** **2x**

E Amaj7

smile smile Like a bank teller Telling me And I

po - lite ly

D.S.x

7 0 2 4 5 5 7 7 5 7

2x

C²aug to 2. F# F#7

blank - ly. have a nice life

grow weak er and I

D.S.x

D.S.x

D.S.x

D.S.x

4 6 4 4 4

F⁷ F[#] F⁷

(Pizz.)

4

T A B

11 11 9 11 11 9 9 9

4. (3 times Repeat) F[#] C[#] F⁷

3x only →

2x 2x 2x 3 2x

2x 2x 2x 2x

2x 2x 2x 2x

T A B

2 4 4 2

2,3x 3x 3x

(Bell)

D.S.x only →

♩ Coda 2.

G F# C²(onF#) F²7

1 .. wanted to

Dmaj7 Dmaj7(onE)

Said what you want ed So to I hear will And take what it
 Say _____ So I _____ will And take it

F# B F#

back It's easy to

D.S.3.

Coda 3.

C#m7(9,11) F#

mean any thing You can take

(H.H.)

H C[#]m7^(9,11) F[#]

an - y - thing
an - y - thing

This system contains the first four staves of music. The top staff is the vocal line with lyrics. The second staff is a guitar melody with '2x' markings above it. The third staff is the piano accompaniment. The fourth staff is a guitar fretboard diagram with fret numbers (4, 7, 6, 6, 9, 6, 6, 9, 8, 11, 9, 11, 13, 9) and '2x' markings. The bottom staff shows guitar fretting with 'x' marks for muted strings and '2x' markings.

C[#]m7^(9,11) F[#]

You can take

This system contains the next four staves of music. The top staff is the vocal line with lyrics. The second staff is a guitar melody with '2x' markings above it. The third staff is the piano accompaniment with '2x' markings above it. The fourth staff is a guitar fretboard diagram with fret numbers (4, 7, 6, 6, 9, 6, 6, 6, 9, 6, 6, 9, 8, 11, 9, 11, 13, 9, 11, 13) and '2x' markings. The bottom staff shows guitar fretting with 'x' marks and triplets, with '2x' markings.

(3 times Repeat)

1.2.

Bm7^(9,11)

C[♯]m7

Self - less. _____ cold _____
 Self - less. _____ cold _____
 Self - less. _____ cold _____

Musical score for section 1.2, measures 1-8. The score includes a vocal line with lyrics, a guitar melody line with '2x' and '3x' markings, a piano accompaniment with chords, and a bass line with fretboard diagrams for guitar. The key signature is two sharps (D major/C minor).

3.

C[♯]m7

F[♯]

and _____ com _____ posed _____

Musical score for section 3, measures 9-16. The score includes a vocal line with lyrics, a guitar melody line with '1x only' marking, a piano accompaniment with chords, and a bass line. The key signature is two sharps (D major/C minor).

Chord progression: F⁷, F⁷, (1x only)

This system contains the first three measures of the piece. The guitar part features a melodic line with a repeat sign and a first ending bracket labeled "(1x only)". The piano part provides harmonic accompaniment with chords and moving lines. The bass part includes a double bass line with a circled "2" and a guitar fretboard diagram with "2x" markings.

♩ Coda 4. (4 times Repeat)

I F⁷

This system contains the Coda section, which is repeated four times. It features a melodic line with a triplet of eighth notes and a bass line with a circled "4" and a guitar fretboard diagram with "4x" markings. The section concludes with a double bar line and a repeat sign.

Chord progression: F⁷maj7, F⁷, Bm(onF⁷)

D.S.A.

This system contains the next three measures. The guitar part has a melodic line with a repeat sign and a circled "2". The piano part continues with accompaniment. The bass part features a double bass line with a circled "2" and a guitar fretboard diagram with "2x" markings. The section ends with the instruction "*D.S.A.*".

Chord progression: F⁷maj7, F⁷, Bm(onF⁷)

This system contains the final three measures of the piece. The guitar part has a melodic line with a repeat sign and a circled "2". The piano part continues with accompaniment. The bass part features a double bass line with a circled "2" and a guitar fretboard diagram with "2x" markings. The section ends with the instruction "rit." and a double bar line.

Kate

Words and Music by Ben Folds, Darren Jessee and Anna Goodman

Intro.

F ^{2x} A F

She plays "Wipe Out" on the drums the squirrels

(Cowbell)

(Shaker)

Detailed description: This system contains the first two systems of the musical score. The top staff is the vocal line, starting with a treble clef and a key signature of one flat. It features a melodic line with lyrics. Above the staff, there are chord markings 'F', a '2x' repeat sign, a boxed 'A' section, and another 'F'. The second staff is a grand staff (treble and bass clefs) for piano accompaniment. The third staff is a bass clef line for guitar, showing fret numbers (0, 3, 4) and a 'T A B' label. The fourth staff is a bass clef line for guitar, showing diamond-shaped fret markers and a '2x' repeat sign. The fifth staff is a percussion line with 'x' marks for cowbell and 'y' marks for shaker.

F Gm B⁷maj7

and the birds come Gather round to sing the guitar Oh I have

Detailed description: This system contains the next two systems of the musical score. The top staff is the vocal line, continuing the melody with lyrics. Above the staff, there are chord markings 'F', 'Gm', and 'B7maj7'. The second staff is a grand staff for piano accompaniment. The third staff is a bass clef line for guitar, showing fret numbers (0, 1, 2, 3, 4) and a 'T A B' label. The fourth staff is a bass clef line for guitar, showing diamond-shaped fret markers. The fifth staff is a percussion line with 'x' marks for cowbell and 'y' marks for shaker.

B^b maj7 F

— you got noth - ing to say — when all words —

1x & va →

The first system of the musical score consists of five staves. The top staff is the vocal line in treble clef with lyrics. The second staff is a piano accompaniment in treble clef. The third and fourth staves are a piano accompaniment in bass clef. The fifth staff is a guitar tablature for the bass guitar, showing fret numbers and string numbers (T, A, B).

B F Gm

— fail, she — speaks — Her mix — tapes a mast - er piece — walks through the gard - en So the
 She wears the same — thing — I think she smoke - s pot — She's e - very - thing I want — She's e -

2x 2x 2x

The second system of the musical score consists of five staves. The top staff is the vocal line in treble clef with lyrics. The second staff is a piano accompaniment in treble clef. The third and fourth staves are a piano accompaniment in bass clef. The fifth staff is a guitar tablature for the bass guitar, showing fret numbers and string numbers (T, A, B). There are three double bar lines with '2x' above them, indicating repeated sections.

Gm B⁷maj7 F

rose - s can see Oh I have you got noth - ing to say
 very - thing I'm not Oh I have you got noth - ing to say

2x 2x 8va

The first system of the musical score features a vocal line with lyrics, a guitar line with fretboard diagrams and strumming patterns, and a piano accompaniment. The guitar part includes a double bar line with '2x' and a section marked '8va'.

F Am7 C A⁷

She And you can see the rose
 ne - ver gets wet she smiles
 she smiles

(8va)

2.D.S.x 2.D.S.x

2x

The second system continues the musical score with a vocal line, guitar accompaniment, and piano accompaniment. It includes a section marked '(8va)', a double bar line with '2.D.S.x', and a section marked '2x'.

A⁷ Gm7 B⁶

s in her foot steps Dan de lions
 and it's a rain bow And she speaks
 and it's a rain bow You can see

D.S.x

D.S.x

D.S.x

D.S.x

D.S.x P P

D.S.x P P

6 6 6 6 6 6 5 5 3 3 (1414 12 1414 12 14)

2.D.S.x 2.D.S.x

B⁶ Gm7^{|-5|}(onC) F

but - ter - flies I wan - na be Kate Kate
 and she breathes I wan - na be Kate

D.S.x

2x 2x

F

1. Kate
Kate

2. E - very - day

Cm7

Down

Detailed description: This system contains the first two measures of the piece. The vocal line starts with a whole rest, followed by a quarter note G4, and then a quarter note A4. The piano accompaniment features a steady eighth-note bass line in the left hand and a similar eighth-note line in the right hand. The guitar accompaniment consists of a rhythmic pattern of eighth notes on the strings.

D Cm7

B⁷maj7

B⁹m7

A⁷maj7

A⁹m7

by Rose - ma - ry and Ca - meron She hands out the Bha - ga - vad Gi - ta

Detailed description: This system contains the next two measures. The vocal line continues with a quarter note B4, a quarter note C5, and a quarter note D5. The piano accompaniment maintains the eighth-note bass line. The guitar accompaniment continues with the same rhythmic pattern. Chord changes are indicated above the staff: D, Cm7, B7maj7, B9m7, A7maj7, and A9m7.

A⁷m7 D⁷7 Gm7

I see her round e - very cou - ple days I wan - na meet her so that

This system contains the first three measures of the piece. The vocal line is in the upper staff, with lyrics underneath. The piano accompaniment is in the middle staves, and the guitar part is in the lower staves. The guitar part includes a tablature section with fret numbers (6, 6, 6, 8, 9, 8, 6, 4, 4, 4, 4, 4, 5, 5, 5, 0, 0, 1, 1, 2, 2) and a diagram of the fretboard showing the string and fret positions.

Gm7¹⁻⁵(onC) F B^bm

I can say "Hey..." Kate

This system contains the next three measures. It includes a vocal line with lyrics, piano accompaniment, and guitar part. The guitar part features a triplet of eighth notes in the first measure, indicated by a circled '3', and a first-finger fingering in the second measure, indicated by a circled '1'. There is also an '8va' marking above the piano accompaniment in the second measure.

B^m F E 1x tacet → Gm7
 Oo la la la Oo la la la Oo la la la
 8va →
 T A B ① 10 10 10 10 10 10 10 10 10 10 10 10 3 3

Gm7 B⁷ B^m F (1x tacet)
 do do do do do do do do
 2x 2x 10 10 10 10 10 10 10 10 10 10 10 10 12 14

1. 2.

F F Am

Uh — She ne - ver gets wet ...

(8va)

Detailed description: This system contains the first two measures of the piece. It features a vocal line with lyrics 'Uh — She ne - ver gets wet ...'. The piano accompaniment consists of chords in the right hand and a bass line in the left hand. The guitar part includes a double-trill (2x) on the 10th fret and various slide techniques (S) on the 10th, 9th, 7th, and 5th frets. The bass part features a double-trill (2x) on the 10th fret and a melodic line with slides (S) on the 10th, 9th, 7th, and 5th frets.

Coda

B[♭]6 Gm7⁽⁻⁵⁾(onC) F F

I wan - na wan - na wan - na wan - na be _____ Kate

Detailed description: This system contains the Coda section. The vocal line has the lyrics 'I wan - na wan - na wan - na wan - na be _____ Kate'. The piano accompaniment features chords in the right hand and a bass line in the left hand. The guitar part includes a double-trill (2x) on the 10th fret and various slide techniques (S) on the 10th, 9th, 7th, and 5th frets. The bass part features a double-trill (2x) on the 10th fret and a melodic line with slides (S) on the 10th, 9th, 7th, and 5th frets.

1.

F B⁷m F

Kate na na Kate

T
A
B

1 4 0 3 3 0 3 1 1 4 0 3 3 0 3 1 1 3 4 3 3 5 3

2.

B⁷m

na na na na na

T
A
B

1 3 4 3 3 5 3 1 1 3 4 3 3 5 3 1 1 3 4 3 3 5 6

Smoke

Words and Music by Ben Folds and Anna Goodman

Fmaj7 G Em7 C Am7

T 3 2 1 2 1 3 4 1 2 3 3 2 1 2 1

Intro. Fmaj7 G Em7 Fmaj7

(Syn. Harmonica)

(Ride)

1.

Fmaj7 G Em7 Fmaj7

This system contains the first system of music. It includes a guitar part with a treble clef and a bass line with a bass clef. The guitar part has a key signature of one flat and a 4/4 time signature. The chords are Fmaj7, G, Em7, and Fmaj7. The guitar part features several double-measure rests (2x) and slurs. The bass line includes a fretboard diagram with fingerings: (3) for the first measure, (5) for the second, (5) 2 (5) for the third, (2) for the fourth, (3) 5 (3) for the fifth, and 3 3 for the sixth. There are also double-measure rests (//) in the bass line.

2.

G

1. A Fmaj7 G

Leaf by leaf, The things we've Here's an eve ning

This system contains the second system of music. It includes a guitar part with a treble clef and a bass line with a bass clef. The guitar part has a key signature of one flat and a 4/4 time signature. The chords are G, Fmaj7, and G. The lyrics are: "Leaf by leaf, The things we've Here's an eve ning". The guitar part features a double-measure rest (2x) and slurs. The piano part includes performance markings: 2x, D.S.x, 2x, and D.S.x. The bass line includes a double-measure rest (2x), a "1x tacet" marking with an arrow, and fingerings: (5) for the first measure, (5) for the second, (3) for the third, and (5) 5 2 for the fourth. There are also double-measure rests (//) in the bass line.

Em7 Fmaj7 G

page writ - ten by _____ page in it Throw this _____ book hap - pened a - way _____
 dark with _____ shame Throw it _____ on the fire _____

2x (//) D.S.x 2x (//) D.S.x 2x (//) D.S.x

T A B ② ③ ③ ③ ⑤ 5 2

Em7 Fmaj7 G

_____ All the _____ sad things _____ ness.
 _____ All the _____ the _____ we've _____
 Here's the _____ time I _____

(//) 2x (//) D.S.x (//) 2x (//) D.S.x

(//) 2x (//) D.S.x (//) 2x (//) D.S.x

D.S.x D.S.x D.S.x D.S.x

T A B 2 3 5 (2) 2 3 ③ 3 3 (3 3 3 3 3) ③ ⑤

Em7 Fmaj7 G

all written in the rage the blame it Throw this real - ly book hap - a - way
 took in the blame it Throw Ne - ver real - ly on hap - pened the fire

(*////*) 2x
 (*////*) D.S.x

(*////*) 2x
 (*////*) D.S.x

2x (*////*)
 D.S.x (*////*)

2x (*////*)
 D.S.x (*////*)

Em7 Fmaj7 to B Fmaj7 G

Rip out the bind ing
 All of the peo ple

(*////*) 2x
 (*////*) D.S.x

(*////*) 2x
 (*////*) D.S.x

(1x tacet) → 2x D.S.x 2x 2x 2x

2x D.S.x 2x 2x 2x

2 4 5 8 10 (3 5 7) (3 5 7 5) (10) (3) (12) (5)

Em7 Fmaj7 G

— tear the glue — All of the grief — we —
 come and — gone Ne - ver real - ly lived

Detailed description of the first system: This system contains the first four measures of the piece. The vocal line is in treble clef with lyrics. The guitar part shows chords Em7, Fmaj7, and G. The piano accompaniment features a bass line with '2x' markings and a right-hand line with chords. The guitar tablature shows fret numbers 9, 2, 10, 8, 10, 3, 10, 3, 12, 9, 5, 5, 2.

Em7 Fmaj7 G

ne ver — e ven — knew we had gone it all ...
 All the — peo - ple — come have — gone —

Detailed description of the second system: This system contains the next four measures. The vocal line continues with lyrics. The guitar part shows chords Em7, Fmaj7, and G. The piano accompaniment features a bass line with '2x' markings and a right-hand line with chords. The guitar tablature shows fret numbers 9, 12, 2, 5, 5, 10, 9, 10, 8, 3, 3, 3, 1, 5, 3.

Em7 Fmaj7 G

No a - long one Now to for it's give

This system contains the first four measures of the piece. The vocal line starts with the lyrics "No a - long one Now to for it's give". The guitar part features a melodic line in the upper register with two-finger bends (2x) and a bass line with a steady eighth-note pattern. The piano accompaniment provides harmonic support with chords and moving lines in both hands.

G Fmaj7 G

smoke smoke

This system contains the next four measures. The vocal line continues with the lyrics "smoke smoke". The guitar part continues with melodic lines and bends, while the piano accompaniment maintains the harmonic structure. The fretboard diagrams show specific fingerings for the guitar parts.

Em7 Fmaj7 G

This system contains the first three measures of the piece. The vocal line features a melodic phrase starting on a half note, followed by a quarter note, and ending with a half note marked '2x'. The piano accompaniment consists of chords and moving lines in both hands. The guitar part includes a tablature line with fret numbers 0, 1, 3, and 3, and a bass line with a rhythmic pattern of eighth notes and rests, marked with '2x' and '3'.

Em7 Fmaj7

♩ 2. (with Repeat)

C C

We will
There will

This system contains the next three measures, including the vocal entry. The vocal line has the lyrics 'We will' and 'There will' under a note marked '2. (with Repeat)'. The piano accompaniment features a repeat sign and a 'D.S.2x' marking. The guitar part includes a tablature line with fret numbers 0, 1, 3, 2, 0, 3, 5, 5, and 2, and a bass line with a rhythmic pattern marked with '2x' and 'D.S.2x'.

Am7 1.
Em7 Fmaj7

never write a new one
not be a new one An

Detailed description: This system contains the first five staves of music. The top staff is the vocal line with lyrics. The second staff is guitar, featuring a barre at the 2nd fret and a '2x' marking. The third and fourth staves are piano accompaniment. The fifth staff is bass guitar, with fret numbers 2, 3, and 5 indicated in circles. The system concludes with a double bar line.

2. to 2.

Fmaj7

oth er one, an oth er one

Detailed description: This system contains the next five staves of music. The top staff is the vocal line with lyrics. The second staff is guitar, with 'D.S.2x' markings above it. The third and fourth staves are piano accompaniment. The fifth staff is bass guitar, with 'D.S.2x' markings above it and fret numbers 1, 3, and 3 in circles. The system concludes with a double bar line and the instruction 'D.S.I.' at the bottom right.

G Em7 Fmaj7 G

rea son for the tears They are

This system contains the first four measures of the piece. The vocal line starts with a whole note 'rea' on G4, followed by 'son' on A4, 'for' on B4, 'the' on C5, 'tears' on B4, 'They' on G4, and 'are' on G4. The guitar part features a simple chord progression: G major, E minor 7, F major 7, and G major. The piano accompaniment consists of a steady eighth-note bass line in the left hand and chords in the right hand. The bass line starts on G2 and moves up stepwise to C5, then back down to G2. The guitar part includes fret numbers 3, 4, 5, and 3 for the first four measures.

G Fmaj7 G

smoke

This system contains the next four measures. The vocal line has a whole note 'smoke' on G4. The guitar part continues with G major, F major 7, and G major. The piano accompaniment continues with the same eighth-note bass line and chords. The bass line starts on G2 and moves up stepwise to C5, then back down to G2. The guitar part includes fret numbers 3, 5, 2, 3, 5, 2, 3, 5, 2, 4, 5, 7 for the first four measures.

G Fmaj7

smoke _____
smoke _____

2x 2x 2x 2x

T 3 5 2 3 5 2 (3)
A 3 5 2 4 5 7 (3)
B 3 5 2 3 (3)

⊕ Coda 2.

Fmaj7 E Fmaj7 G

T 3 3 3 3 2 2
A 3 3 3 3 2 2
B 3 3 3 3 2 2

D.S.2.

Em7 Fmaj7 G Em7

This system contains the first four measures of the piece. The vocal line features a melodic phrase starting on a whole note, followed by a half note and a quarter note. The piano accompaniment consists of chords and moving lines in both hands. The guitar part includes a triplet of eighth notes in the first measure and a triplet of eighth notes in the second measure.

Fmaj7 Fmaj7 G Em7 Fmaj7

Where do all the sects live They
 You call smell them when they burn They

1x tacet →

1x tacet →

This system contains the next four measures, including the vocal line with lyrics. The piano accompaniment continues with chords and moving lines. The guitar part features a triplet of eighth notes in the first measure, a triplet of eighth notes in the second measure, and a triplet of eighth notes in the fourth measure. There are two '1x tacet' markings above the piano part.

Fmaj7 G Em7 Fmaj7

Stop and smell the smoke
Come and smell the smoke

Detailed description of the first system: This system contains the first four measures of the piece. The vocal line is in treble clef with lyrics. The guitar part is in treble clef, featuring a 4-measure rest followed by a 2x measure of a chord. The piano accompaniment is in grand staff (treble and bass clefs), with 2x measures of chords. The bass line is in bass clef with a 2x measure of a chord. A guitar tablature line is provided below the bass line, showing fret numbers (10, 3, 12, 9, 5, 2, 9, 10, 12, 2, 3, 10, 9, 10, 8, 8, 3) and a 2x measure of a chord.

F Fmaj7 G Em7 Fmaj7

You keep on saying the past is not even past

8va bassa →

Detailed description of the second system: This system contains the next four measures. The vocal line continues with lyrics. The guitar part is in treble clef with chords. The piano accompaniment is in grand staff. The bass line is in bass clef with a '8va bassa' instruction and a right-pointing arrow. A guitar tablature line is provided below the bass line, showing fret numbers (12, 9, 10, 12, 10, 9, 9, 9, 8, 8, 8, 8) and a 2x measure of a chord.

Fmaj7 G Em7 Fmaj7

You keep _____ say _____ ing

4

4

(8va bassa) ↑

T
A
B

③ ⑤ ② 2 3 3 3 ①

Diagram 1: Fmaj7 (3), G (5), Em7 (2), Fmaj7 (3, 3, 3, 1)

Fmaj7 G 1.2.

1x only

we are smoke smoke _____

2x 2x

1.2x 2x 2x

2.3x

T
A
B

① ③ 3 5 2 3 5 2 3 5 2 4 5 7

Diagram 2: Fmaj7 (1), G (3), Em7 (3, 5, 2, 3), Fmaj7 (3, 5, 2, 3), G (3, 5, 2, 4), Em7 (5, 7)

3.

G

Fmaj7

smoke

This system contains the first five staves of music. The top staff is a vocal line with the lyrics "smoke". The second staff is a guitar line with a treble clef, showing chords and melodic lines. The third and fourth staves are a piano accompaniment with grand and bass clefs. The fifth staff is a bass line with a bass clef, featuring fret numbers (14, 12, 10, 9, 12, 10) and triplet markings (3).

Fmaj7

This system contains the next five staves of music. The top staff is a guitar line with a treble clef, marked with "Fmaj7". The second staff is a piano accompaniment with grand and bass clefs. The third staff is a bass line with a bass clef, featuring triplet markings (3). The bottom staff is a bass line with a bass clef, ending with a double bar line and the instruction "(Cup)".

Cigarette

Words and Music by Ben Folds

E^bm6(on B^b) 3 121	B^b 1333	B^bdim 13 4	E^bmaj7(on B^b) 1134	B^bmaj7 1324	E^b(on B^b) 4 312	E^bmaj7 1324
F9 2134	Gm 3111	E^b6 1314	Cm7 13121	E^b9 13411	Fsus4 1334	F7 1314

Intro.

E^bm6(on B^b)

B^b

B^bdim

B^b

E^bmaj7(on B^b)

The Intro section consists of five measures. The guitar part is shown on a single staff with a treble clef and a key signature of two flats. The piano part is shown on a grand staff with treble and bass clefs. The piano accompaniment features a steady eighth-note bass line in the left hand and a melodic line in the right hand.

B^bmaj7

B^bdim

E^b(on B^b)

A E^bm6(on B^b)

B^b

The main section consists of five measures. The guitar part is shown on a single staff with a treble clef and a key signature of two flats. The piano part is shown on a grand staff with treble and bass clefs. The piano accompaniment features a steady eighth-note bass line in the left hand and a melodic line in the right hand. The section begins with a box labeled 'A' above the first measure.

a tempo

rit.

B[°]dim B[°] E⁷maj7(onB[°]) B⁷maj7 B⁷dim

E⁷(onB[°]) B⁷E⁷maj7 F⁹ Gm E^bmaj7 F⁹ Gm

E^b6 Cm7 E⁷9 Fsus4 F7

rit.

E⁷m6(onB[°]) B⁷ B⁷dim B⁷

a tempo

Steven's Last Night in Town

Words and Music by Ben Folds

F#m 134111	Fdim 123141	Em7 12 4	A7 1 2	F#m7 131111	Dmaj7 111	
F#7 131211	Bm7 13121	Esus4 234	E 231	D(on A) 333	A 321	E(on A) 312
C#7 3241	D 1333	A(on C#) 3114	E(on G#) 2 134	E7 2 1	C#7(-9) 2131	E7(-9) 2131

The musical score is written in 4/4 time with a key signature of two sharps (F# and C#). The tempo is marked with a quarter note equal to 120 beats per minute. The score includes parts for:

- Vocal:** Lyrics: "Da da da da da da da da da da".
- Clarinet:** Features triplet runs in the first measure.
- Trumpet:** Plays a simple harmonic accompaniment.
- Bass Clarinet:** Provides a low-frequency accompaniment.
- Piano:** Features a rhythmic accompaniment with chords.
- TAB:** Shows fret numbers for the guitar: 4 4 4 4 | 3 3 3 3 | 2 2 2 2.
- Bass:** Provides a bass line for the guitar.

Chord changes are indicated above the vocal line: F#m, Fdim, Em7.

A7 F[♯]m Fdim Em7

da da da da da da da da da da da da

The first system of the score consists of six staves. The top staff is the vocal line with lyrics 'da da da da da da da da da da da da'. The second staff is the guitar line, featuring a melodic line with slurs and accents. The third staff is the bass line, showing a simple harmonic accompaniment. The fourth staff is the piano accompaniment, with a 4/4 time signature indicated by a '4' above the staff. The fifth staff shows the fretboard for the guitar, with fingerings for the thumb (T) and bass (B) strings. The sixth staff is the double bass line, providing a rhythmic accompaniment.

A7 F[♯]m7 Fdim

da da E - very one ga - ther round now
e - very one here Except for

1x g 1x tacet →

2x 1x tacet →

2x 2x 2x 2x 2x 2x

The second system of the score consists of six staves. The top staff is the vocal line with lyrics 'da da E - very one ga - ther round now' and 'e - very one here Except for'. The second staff is the guitar line, featuring a melodic line with slurs and accents, and a '1x g' marking. The third staff is the bass line, showing a simple harmonic accompaniment, and a '2x' marking. The fourth staff is the piano accompaniment, with a 4/4 time signature indicated by a '4' above the staff. The fifth staff shows the fretboard for the guitar, with fingerings for the thumb (T) and bass (B) strings, and '2x' markings. The sixth staff is the double bass line, providing a rhythmic accompaniment.

Em7 A7 Dmaj7

sing him a song ——— Just in case by to - mor -
 Ta ma ra Eas ter who la ter reveal ed

2x 2x 2x

T 2 2 2 2 (2) (2) 5 5 5 5 (5) (2) 5 5 5 5 (5) (5)
 A
 B

F#7 Bm7 Esus4 E

to row ——— It Her hap pen he's gone ——— Won For
 him Her inner most sec - rets us

2x 2x 2x 2x

T 4 4 4 4 (4) (4) 2 2 2 2 (2) (4) 2 1 2 3 (2) 3
 A
 B

two weeks and Sev - en Our fair for eign
o ver with stories. a - bout Lin da Mc Cart

F^m Fdim Em7

The first system of the musical score consists of five staves. The top staff is the vocal line in treble clef with lyrics. The second staff is the vocal line in treble clef with a sustained note. The third staff is the bass line in bass clef. The fourth staff is the piano accompaniment in grand staff. The fifth staff is the guitar tablature, showing fret numbers for strings T, A, and B, with '2x' indicating a double bar. The system ends with a double bar line.

friend I have this With feel ing For We might
ney Lost points the ladies For saying he

A7 Dmaj7 F⁷

The second system of the musical score consists of five staves. The top staff is the vocal line in treble clef with lyrics. The second staff is the vocal line in treble clef with a sustained note. The third staff is the bass line in bass clef. The fourth staff is the piano accompaniment in grand staff. The fifth staff is the guitar tablature, showing fret numbers for strings T, A, and B, with '2x' indicating a double bar. The system ends with a double bar line.

Chords: Bm7, Esus4, E, F#m

Lyrics: ne - ver see Ste - ven a gain - cellulite da da da
 Could - n't love a wo - man with - gotten

(1x tacet) (Trumpet)

(1x tacet) (D.S.x)

2x (T A B) 2 2 2 2 (2 2 4 3) 2 2 2 2 (2 1 2 3) 4 4 4 4

(Ride)

Chords: Fdim, Em7, A7

Lyrics: da da da da da da da da We

D.S.x

2, D.S.x

2, D.S.x

(T A B) 3 3 3 3 2 2 2 2 5 5 5 (7 7 7 7)

D(onA) A E(onA) A

thought he was gone But he's shown up again Last

The first system of the musical score features a vocal line in treble clef with lyrics: "thought he was gone But he's shown up again Last". The melody is supported by piano accompaniment in treble and bass clefs, and guitar tablature in bass clef. Chord symbols D(onA), A, E(onA), and A are placed above the vocal line. The guitar tablature shows fret numbers 5 and 7.

Bm7 F#m7 C#7 F#m

week it was fun - ny Now the joke's wear - ing thin Cause

D.S.x

D.S.x

D.S.x

The second system of the musical score features a vocal line in treble clef with lyrics: "week it was fun - ny Now the joke's wear - ing thin Cause". The melody is supported by piano accompaniment in treble and bass clefs, and guitar tablature in bass clef. Chord symbols Bm7, F#m7, C#7, and F#m are placed above the vocal line. The guitar tablature shows fret numbers 2, 4, and 7. The system concludes with three "D.S.x" (Da Capo) markings.

D A(onC²) Bm7

e very one knows now That e very night now

D.S.x D.S.x D.S.x

T
A
B

5 5 5 5 4 4 4 4 2 2 2 2

D.S.x D.S.x D.S.x

A to E(onG²) E 1. F[#]m

will be Ste ven's last night in da da town da

D.S.x

D.S.x 2x 2x

T
A
B

5 5 5 5 (7 7 7 7) (4) (6) (2) 4 4 4 4

D.S.x

C⁷ F^{#m} Bm7

pa pa pa pa pa pa pa pa

3 3

(Violin)

8^{va}

2x 2x

TAB ③ ⑥ ④ ② (4 4 2 2) ⑥ ④ (6 6 4 4) ② ②

2x 2x

Bm7 E7 F^{#m} Bm7

(Trumpet)

(Clarinet)

3 3

TAB ② ② ④ ④ ④ ② ④ ④

Bm7

C²7(-9)

ooh Wah

(Clarinet)

(Trumpet)

T
A
B

4 7 9 7 7 9 7 6 9 7

Detailed description: This system contains the first three measures of the piece. The vocal line starts with a rest, followed by the word "ooh" and then "Wah". The Clarinet and Trumpet parts play a melodic line with triplet markings. The piano accompaniment features a bass line with a triplet and a guitar part with fretboard diagrams for the top three strings (T, A, B) showing fingerings 4, 7, 9, 7, 7, 9, 7, 6, 9, 7. The guitar part includes a slash indicating a barre.

C²7

F²m

(Bass Clarinet)

(Ride)

T
A
B

6 9 8 9 11 9 11 11 (11 9 11 10) 9 9 9 11 (9 9 12 11)

Detailed description: This system contains the next three measures. The Bass Clarinet part has a melodic line. The piano accompaniment continues with a bass line and a guitar part with fretboard diagrams for the top three strings (T, A, B) showing fingerings 6, 9, 8, 9, 11, 9, 11, 11, (11 9 11 10), 9, 9, 9, 11, (9 9 12 11). The guitar part includes a slash indicating a barre and a "2x" marking above the fretboard.

F^m Bm7 C⁷

Wow

2x

T
A
B

9 7 10 9 (9 11 7 6) :| 9 9 9 11 9 10 11 13

F^m Bm7

da da da da da

3 3

T
A
B

11 11 9 11 9 12 11 9 7 9 9 7 0

A7 Dmaj7 F#7 Bm7 Esus4 E

Then Steven got quiet I think Steven was mad Maybe

The first system of music includes a vocal line with lyrics, a piano accompaniment with treble and bass staves, and a drum part with a bass drum staff. The key signature has three sharps (F#, C#, G#). The vocal line starts with a rest, then sings "Then Steven got quiet I think Steven was mad Maybe". The piano accompaniment features chords corresponding to the chord symbols above. The drum part shows a bass drum pattern with rests and notes.

F#m Fdim Em7 A7

he was n't mad But we felt really strange

(Trumpet)

(Ride)

The second system of music includes a vocal line with lyrics, a trumpet part, a piano accompaniment with treble and bass staves, and a ride cymbal part. The key signature remains three sharps. The vocal line continues with "he was n't mad But we felt really strange". The piano accompaniment features chords corresponding to the chord symbols above. The trumpet part has a single note. The ride cymbal part has a rhythmic pattern with accents.

Dmaj7 F#7 Bm7 Esus4 E

for a mo - ment Then the mo - ment was gone And for

This system contains the first five measures of the piece. The vocal line is in treble clef with a key signature of three sharps (F#, C#, G#). The piano accompaniment consists of a right-hand part in treble clef and a left-hand part in bass clef. The guitar part is shown as a six-string bass line with fret numbers (5, 4, 2) and a double bar line.

D.S.

Coda

E

ven's last night in

This section is the Coda, starting with a double bar line and a Coda symbol. It contains the final five measures. The vocal line continues with the lyrics "ven's last night in". The piano accompaniment features a sustained chord in the right hand and a moving bass line in the left hand. The guitar part includes a 7th fret barre and a double bar line.

2x F²m

town

g

tr

g

1x only

8va bassa

T
A
B

Detailed description: This system contains the first four staves of the score. The top staff is a vocal line with a melodic line and a 'town' lyric. The second staff is a guitar line with a tremolo effect and a 'g' dynamic marking. The third staff is a piano accompaniment with a '1x only' marking and an '8va bassa' (8th octave lower) instruction. The fourth staff is a guitar tablature line with fret numbers 4, 4, 4, 4, 3, 3, 3, 3, 2, 2, 2, 2, 5, 5, 5, 5.

2x

2x

F²m

Fdim

Em7

A7

da da da da da da da da da

g

T
A
B

Detailed description: This system contains the next four staves of the score. The top staff is a vocal line with a melodic line and 'da da da da da da da da da' lyrics. The second staff is a guitar line with a tremolo effect and a 'g' dynamic marking. The third staff is a piano accompaniment. The fourth staff is a guitar tablature line with fret numbers 4, 4, 4, 4, 3, 3, 3, 3, 2, 2, 2, 2, 5, 5, 5, 5.

Battle of Who Could Care Less

Words and Music by Ben Folds

G **F** **E \flat** **D \flat** **C \flat** **E \flat maj7** **D \flat maj7**
 134211 134211 4312 4312 1333 43114 43111
Cm7 **B \flat** **C** **G7** **Fm7** **F(on E \flat)** **F(on G)** **D**
 13121 13331 13331 131211 131111 1211 3 4211 13331

Intro.

G F E \flat D \flat
 Do do do do do do

(Ride)

(Shaker)

1. 2.

D⁷ E⁷ C⁷ D⁷ E⁷ F C⁷ D⁷

du — du du du — du — do do do — do — do do do — do do do —

The first system of the score features a vocal line with lyrics and a piano accompaniment. The vocal line is in 2/4 time and consists of two phrases. The first phrase is marked '1.' and the second '2.'. The piano accompaniment is in 2/4 time and features a bass line with a walking bass pattern and a treble line with chords and melodic fragments. The guitar part is shown in tablature form with fret numbers and a 'S' (slide) instruction. The drum part is indicated by a slash and a vertical line, suggesting a specific drum pattern.

E⁷ F A G F

do do do

Do you not hear — me a — ny more —
And you think Rock - ford Files — is cool —

The second system of the score continues the musical piece. The vocal line has lyrics and a piano accompaniment. The piano accompaniment is in 2/4 time and features a bass line with a walking bass pattern and a treble line with chords and melodic fragments. The guitar part is shown in tablature form with fret numbers and a '2x' (two times) instruction. The drum part is indicated by a slash and a vertical line, suggesting a specific drum pattern.

E⁷maj7

F

D⁷maj7

E⁷

F

I know it's not your thing to care — I know it's cool to be so bored —
But there are some things that you would change if it were up to you

G

F

E⁷maj7

F

(But it) sucks me in when you're a loof —
So think a-bout your mas-ter piece —

It sucks me in it sucks it works —
Watch the Rock-ford Files —

D⁷ maj7 E⁷ F **B** (D.S. time Straight) Cm7 B⁷

I guess it's cool to be alone Will you ne ver rest
 Call to see if Paul can score some weed

(with Distortion)

T A B 4 4 4 4 6 6 6 6 3 3 3 10 10 12 10 8 8 10 8

g g

2x

F Cm7 B⁷ F

Fighting the battle of who could care less

D.S.x D.S.x D.S.x

H H H H

T A B 8 10 10 8 10 8 10 10 8 10 10 10 12 10 8 8 8 10 8 8 10 10 8 10 10 10 8 10

1.

Cm7 B⁷ F E⁷ C

E - ve - ry - day — you — wake — up late — Some - time I wish — I was —

The first system of the score includes a vocal line with lyrics, a piano accompaniment with chords and melodic lines, and a guitar/bass tablature. The guitar part features fret numbers such as 10, 12, 8, 10, 8, 8, 10, 8, 8, 10, 8, 6, 6, 6, 6, 3, 3, 3, 3, 3, 3, 3, 3.

G7 G F E⁷ D⁷

— that way do do do do do do do —

(No Distrtion) S

(Ride)

The second system continues the musical score with a vocal line, piano accompaniment, and guitar/bass tablature. The guitar part includes fret numbers like 5, 5, 5, 5, 5, 5, 7, 9, 7, 3, 3, 5, 7, 5, 6, 6, 6, 6, 4, 4, 4, 4.

F(onE^b) E^bmaj7 F(onG) G

do do_____ do do__ do do do do do_____

(H.H.) 2x 6

Detailed description: This system contains the first four measures of the piece. The vocal line starts with a C-clef and a common time signature. The piano accompaniment features a bass line with a 7/8 time signature and a treble line with chords. The guitar part shows fretboard diagrams with numbers 6, 6-8, and 3. The drum part includes a hi-hat pattern marked (H.H.) and a snare pattern marked 2x.

1. G 2. D C D G C

I've got this great_____ i - dea_____

(No Distortion)

Detailed description: This system contains the next four measures. The vocal line has a key signature change to one flat (F major/D minor) and a common time signature. The piano accompaniment continues with a bass line and treble line. The guitar part shows fretboard diagrams with numbers 3, 5, 5, 5, 5, 3, 3, 3, 3, 5, 5, 5, 5, 3, 3, 3, 5, 2, 3, 3, 3, 3. The drum part includes a hi-hat pattern marked (H.H.) and a snare pattern marked 6.

C D G C D

Why don't we pitch — it to the Frank - lin fuck - ing Mint : — Fine pew ter por - traits ... of

The first system of music features a vocal line in treble clef with lyrics. Above the staff are chord markers: C, D, G, C, and D. The piano accompaniment is in grand staff (treble and bass clefs). Below the piano part are two guitar staves: the top one is labeled 'T' and 'A' and the bottom one is labeled 'B'. The guitar parts include a bass line with diamond-shaped fret markers and a rhythm line with slash marks.

G C E^b maj7 F G7

Ge - neral A - pa - thy — and Ma - jor Bore - dom Sing - ing what e - ver and e - ver —

The second system of music continues the vocal line and accompaniment. Chord markers above the vocal staff are G, C, E^b maj7, F, and G7. The piano accompaniment continues in grand staff. The guitar parts include a bass line with diamond-shaped fret markers and a rhythm line with slash marks. The guitar staff labeled 'B' shows a sequence of fret numbers: 6, 6, 3, 3, and 6.

G7 E⁷maj7 F D⁷maj7 E⁷ F

a - men... Oh well. may - be not I'll try a - gain

(No Distortion)

T A B

Detailed description: This system contains the first four measures of the piece. The vocal line starts with a whole note 'a - men...' under a G7 chord, followed by 'Oh well.' under an E⁷maj7 chord, 'may - be not' under an F chord, and 'I'll try a - gain' under a D⁷maj7 chord, ending with a final F chord. The piano accompaniment features a steady bass line with chords in the right hand. The guitar part includes a treble clef with a capo on the 5th fret and a bass clef with a capo on the 5th fret, showing fretting patterns for the guitar.

E⁷ G F E⁷maj7 F

This should cheer you up for sure See, I've got your old I. D.

T A B

Detailed description: This system contains the next four measures. The vocal line begins with 'This should cheer you up for sure' under an E⁷ chord, followed by 'See, I've got your old I. D.' under an F chord. The piano accompaniment continues with similar harmonic support. The guitar part shows fretting patterns for the treble and bass clefs, including a triplet of eighth notes in the treble clef.

D⁷maj7 E⁷ F

And you're all dressed up like the Cure Will

8^{va} bassa

3

⊕ Coda

F E⁷

hap pi-ness

3

D.S.

E⁷ C G

You're my hero I confess

5

Missing the War

Words and Music by Ben Folds

Intro.

A Am6(9)(onB) E F# A Am6(9)(onB) E

(A.Piano)

A E Emaj7 F#7

All is quiet, his tire d eyes

(E.Bass)

B7 Esus4 E

See fig - ures jot - ted down And clothes all strewn a - round the bed room

The first system of the musical score consists of four staves. The top staff is the vocal line, starting with a treble clef and a key signature of two sharps (F# and C#). The lyrics are "See fig - ures jot - ted down And clothes all strewn a - round the bed room". The second staff is the piano accompaniment, with a grand staff (treble and bass clefs). The third staff is the guitar fretboard, with strings labeled T (top), A, and B (bottom). It shows fingerings: 4 on the 4th fret for the first two measures, and 2 on the 2nd fret for the last two measures. The fourth staff is a bass line, which is mostly empty.

G#7(-13) G#7 B E Emaj7 F#

floor Now noth - ing's add - ing up And noth - ing's mak - ing

The second system of the musical score consists of four staves. The top staff is the vocal line, with lyrics "floor Now noth - ing's add - ing up And noth - ing's mak - ing". The second staff is the piano accompaniment, with a grand staff. It includes markings for "8va bassa" and "8va" with arrows indicating octave shifts. The third staff is the guitar fretboard, with strings labeled T, A, and B. It shows fingerings: 1 on the 1st fret for the first measure, 9 on the 9th fret for the second measure, and 11, 13, 16 for the third measure, and 11, 9 for the fourth measure. The fourth staff is a bass line, which is mostly empty.

F# B7 Esus4 E

sense she's sleep - ing like a ba - by She does - n't know he was

The third system of the musical score consists of four staves. The top staff is the vocal line, with lyrics "sense she's sleep - ing like a ba - by She does - n't know he was". The second staff is the piano accompaniment, with a grand staff. It includes a marking for "(8va)" with a downward arrow. The third staff is the guitar fretboard, with strings labeled T, A, and B. It shows fingerings: 11, 13, 15, 11 for the first measure, 4 on the 4th fret for the second measure, 4 on the 4th fret for the third measure, and 2 on the 2nd fret for the fourth measure. The fourth staff is a bass line, which is mostly empty.

Esus4 E F⁷(-13) G⁷ 2. F⁷

no thinks he might big He knows deal he won't Till beads of sun - light

D.S.x (8va bassa)

T A B 0 0 2 2 4 4 4 4 2 3 4 6 6 6 6 4

D.S.x

E Gmaj7(9)

hit me in the morn - ing So much

(Ride)

T A B 5 5 5 5 2 4 4 6 6 4 2

E D A Am6(onB) E F⁷

time so lit - tle to say

6

T A B 2 2 2 2 4 4 4 2

⊕ Coda

A Am6(onB)

D.S.

F⁷ Ah

E A Am6(onB)

8va bassa →

6

E F⁷ A Am6(onB) E F⁷

Ah Miss - ing the war

2x 2x

Gmaj7 E

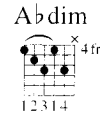
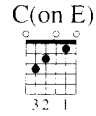
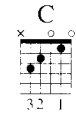
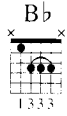
(Ride)

(Distortion Off)

5 5 5 5 7 (0) 4 4 6 6

Evaporated

Words and Music by Ben Folds



Intro.

F F(onA) F(onBb) F F(onA) F(onBb)

rit. - - - - -

a tempo

A F F(onA) B⁷add9 F F(onA)

What I've kept with me And What I've _____ thrown a - way And where the hell I've end - ed up On this

a tempo

B⁷add9 Dm7 Dm7(onG) Csus4 F

glary ran - dom day _____ were the things I've real - ly cared _____ a - bout Just left a - long _____ the way For

B⁹add9

BF

F(onA)

being too — pent up and proud Woke up way too late Feel - ing

The first system of the musical score consists of five staves. The top staff is the vocal line, featuring a melody with triplets and lyrics: "being too — pent up and proud Woke up way too late Feel - ing". Above the vocal line are chord markings: B⁹add9, **B**F, and F(onA). The second staff is the piano accompaniment, with a treble clef and a bass clef. The third and fourth staves are empty. The fifth staff is the guitar accompaniment, showing a bass line with a "Ride" rhythm indicated by 'x' marks above the notes. The guitar part includes fret numbers (3, 2, 3) and a circled '3'.

B⁹add9

F

F(onA)

B⁹add9

hung o - ver and old And the sun was shin - ing bright — And I walked bare - foot down the road — — — start - ed

The second system of the musical score consists of five staves. The top staff is the vocal line, featuring a melody with triplets and lyrics: "hung o - ver and old And the sun was shin - ing bright — And I walked bare - foot down the road — — — start - ed". Above the vocal line are chord markings: B⁹add9, F, F(onA), and B⁹add9. The second staff is the piano accompaniment, with a treble clef and a bass clef. The third and fourth staves are empty. The fifth staff is the guitar accompaniment, showing a bass line with fret numbers (3, 2, 3) and a circled '3'. The guitar part includes fret numbers (3, 2, 3, 4) and a circled '3'.

Dm7 Dm7(lonG) Csus4 F B⁷add9

think - ing about... my old man Want to get into a car and go

This system contains the first three measures of the piece. The vocal line features a triplet of eighth notes in the first measure, followed by a quarter note and an eighth note in the second measure, and a quarter note, eighth note, and quarter note in the third measure. The piano accompaniment consists of a single bass note in each measure. The guitar part includes a triplet of eighth notes in the first measure and a single eighth note in the second measure.

B⁷add9 F(lonA) B⁷add9

a ny - where Here I

This system contains the next three measures. The vocal line has a quarter note in the first measure, followed by a quarter note and eighth note in the second measure, and a quarter note, eighth note, and quarter note in the third measure. The piano accompaniment features a single bass note in the first measure and a half note in the second and third measures. The guitar part includes a single eighth note in the first measure, a quarter note in the second measure, and a quarter note with a triplet of eighth notes in the third measure.

♩ (D.S. time Straight)

C B⁷

C

C(onE)

F

B⁷

C

stand,

Sad

and _____ free

I _____ can't _____ cry,

I _____ can't _____

1x tacet →

2, D.S.x

C(onD)

C(onE)

B^b

C

C(onD)

Dm7(onA)

_____ see

What _____ I've _____ done

Oh God,

what have _____ I

2, D.S.x

2, D.S.x

Un Even

(1x tacet) ↗

Un Even

Un Even

2, D.S.x

1.

B^badd9 F(onA) to $\text{\textcircled{D}}$ F F(onA) B^badd9 F F(onA)

done

L 1x tacet →

B^badd9

$\text{\textcircled{D}}$ F

F(onA)

B^badd9

Don't you know I'm numb, man? I can't feel a thing at all Now it's

F F(onA) B^badd9 Dm7 Dm7(onG)

all — smiles and busi - ness these days I'm in diffe - rent to the loss I have faith that there's a soul some - where That's

TAB: ③ 2 3 ③ 3 4 ① 3 5

Csus4 F B^badd9

lead - ing me a - round — I won - der if she knows — Which way is up and which is down — Here — I —

TAB: 3 5 3 0 ① ①

2.

B⁷add9 F(onA) A⁷dim E⁷C

done Woo

B⁷ C F B⁷

I poured my heart out

T
A
B

1 3 3 3 2 3 5 6 6 3 3 3 3 3

C B^b(onF) F F(onA)

I poured my heart out It e va po rat ed

The first system of music features a vocal line in treble clef with lyrics "I poured my heart out It e va po rat ed". The melody includes triplet markings. The piano accompaniment is in grand staff (treble and bass clefs). The guitar TAB is in bass clef, showing fret numbers and triplet markings.

B^badd9 F F(onA) B^badd9 F F(onA)

see? Blind man at a cany-on's edge Of a

The second system of music features a vocal line in treble clef with lyrics "see? Blind man at a cany-on's edge Of a". The melody includes a triplet marking. The piano accompaniment is in grand staff. The guitar TAB is in bass clef, showing fret numbers and a circled '1'.

rit. a tempo

B[♭]add9 3 F F(onA) B[♭]add9 3 3

pa - no - ra - mic scene Or may - be I'm a kite that's fly - ing high and ran - dom — Dangl - ing — a string Or

The first system of the musical score consists of five staves. The top staff is the vocal line, written in a treble clef with a key signature of one flat (B-flat major/D minor). It contains the lyrics: "pa - no - ra - mic scene Or may - be I'm a kite that's fly - ing high and ran - dom — Dangl - ing — a string Or". Above the vocal line are chord symbols: B[♭]add9, F, F(onA), and B[♭]add9. The piano accompaniment is shown in the second staff (grand staff), with the right hand containing rests and the left hand playing a simple bass line. The guitar part is shown in the bottom three staves (treble, middle, and bass clefs), with the bass clef staff containing a tablature line with circled numbers 5, 3, 3, 1, 1.

Dm7 3 3 Dm7(onG) Csus4 3 F B[♭]add9 3 3

slump - ed o - ver in a va - cant room Head on a stran - ger's knee I'm sure back home — they think I've lost — my

The second system of the musical score consists of five staves. The top staff is the vocal line, written in a treble clef with a key signature of one flat. It contains the lyrics: "slump - ed o - ver in a va - cant room Head on a stran - ger's knee I'm sure back home — they think I've lost — my". Above the vocal line are chord symbols: Dm7, Dm7(onG), Csus4, F, and B[♭]add9. The piano accompaniment is shown in the second staff (grand staff), with the right hand containing rests and the left hand playing a simple bass line. The guitar part is shown in the bottom three staves (treble, middle, and bass clefs), with the bass clef staff containing a tablature line with circled numbers 5, 3, 3, 1, 1.

Coda

B[♭]add9

mind Here — 1 —

G F F(onA) B[♭]add9 F F(onA)

D.S.

The first system of the musical score consists of six staves. The top staff is the vocal line, starting with the lyrics "mind Here — 1 —" and featuring a triplet of eighth notes. The second staff is the piano accompaniment, with a treble clef and a bass clef. The third staff is the guitar tablature, showing fret numbers and circled numbers 1, 2, and 3. The fourth staff is the guitar fretboard diagram, with 'x' marks indicating muted strings. The fifth and sixth staves are additional guitar parts, including a bass line with circled numbers 1, 2, and 3, and a fretboard diagram with 'x' marks. The system concludes with the instruction "D.S." (Da Capo).

B[♭]add9 F F(onA) B[♭]add9 F F(onA) B[♭]add9

The second system of the musical score consists of six staves. The top staff is the vocal line, with the lyrics "B[♭]add9 F F(onA) B[♭]add9 F F(onA) B[♭]add9". The second staff is the piano accompaniment, with a treble clef and a bass clef. The third staff is the guitar tablature, showing fret numbers and circled numbers 1, 2, 3, and 5. The fourth staff is the guitar fretboard diagram, with 'x' marks indicating muted strings. The fifth and sixth staves are additional guitar parts, including a bass line with circled numbers 1, 2, 3, and 5, and a fretboard diagram with 'x' marks. The system concludes with a double bar line.